

Plan - replacement boundary hedge and tree planting
Scale 1: 250 @ A1

BOUNDARY PLANTING 75 LINEAR METER (675no WHIPS - 490no Native infill plants)

Hedge plants (large whips - 3x TRANSPLANTED)					
Ilex aquifolium	2m high	BR	Well branched	9/ sqm staggered triple row	68
Crateagus monogyna	2m high	BR	Well branched	9/ sqm staggered triple row	270
Prunus spinosa	2m high	BR	Well branched	9/ sqm staggered triple row	68
Corylus avellana	2m high	BR	Well branched	9/ sqm staggered triple row	136
Alnus glutinosa	2m high	BR	Well branched	9/ sqm staggered triple row	68
Sorbus aucuparia	2m high	BR	Well branched	9/ sqm staggered triple row	68
Euonymus europaeus	1m	CG	Well branched	9/ sqm staggered triple row	120
Lonicera periclymenum	2L	CG	min 3 breaks	9/ sqm staggered triple row	250
Rosa canina	1m	CG	Well branched	9/ sqm staggered triple row	120

Tree planting

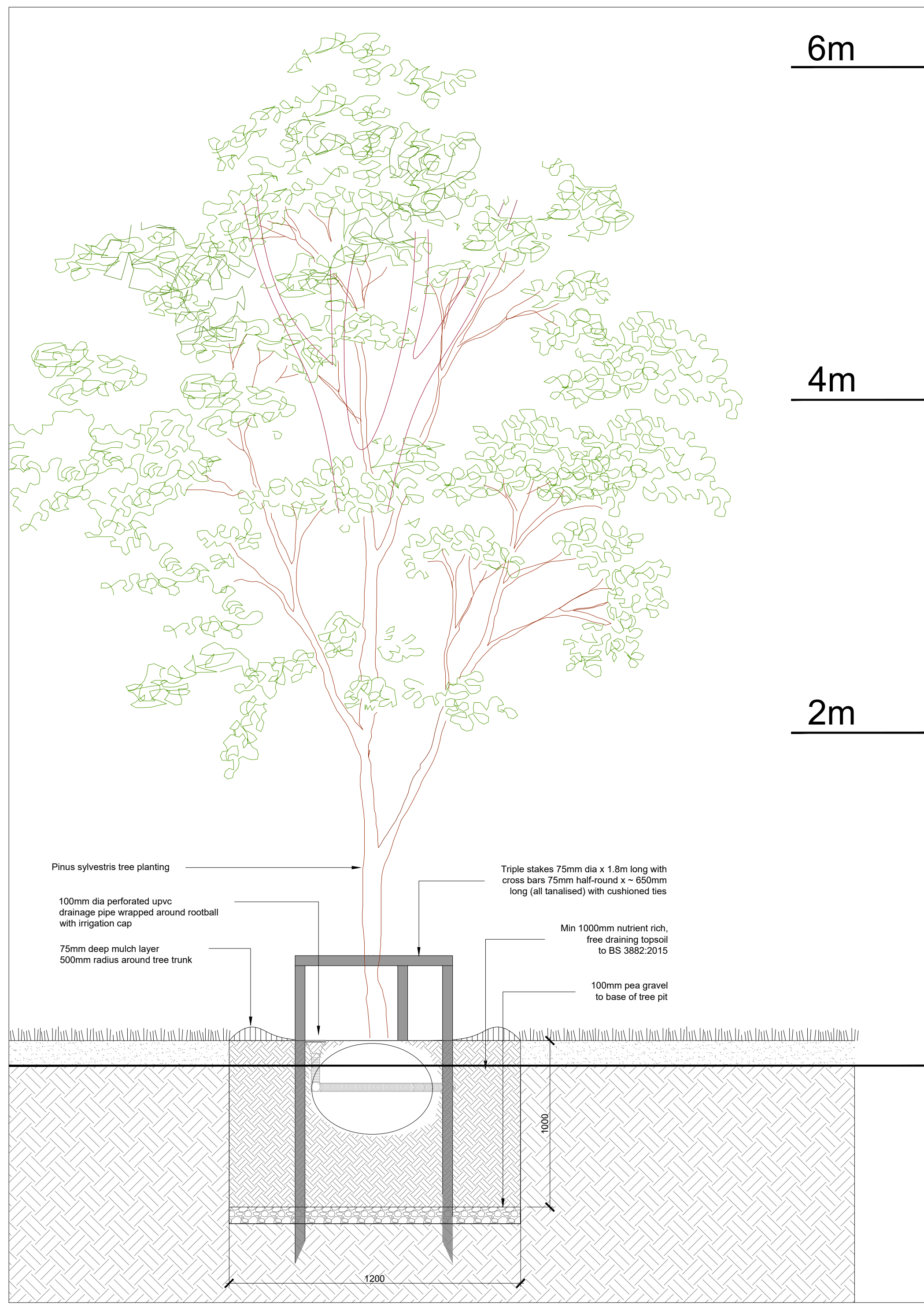
Pinus sylvestris	4m	RB	feathered	solitair	10
Alnus glutinosa	6m	RB	16-18 cmg feathered	solitair	10
Betula pubescens	6m	RB	16-18 cmg feathered	solitair	10
Larix decidua	4m	RB	feathered	solitair	10

LEGEND

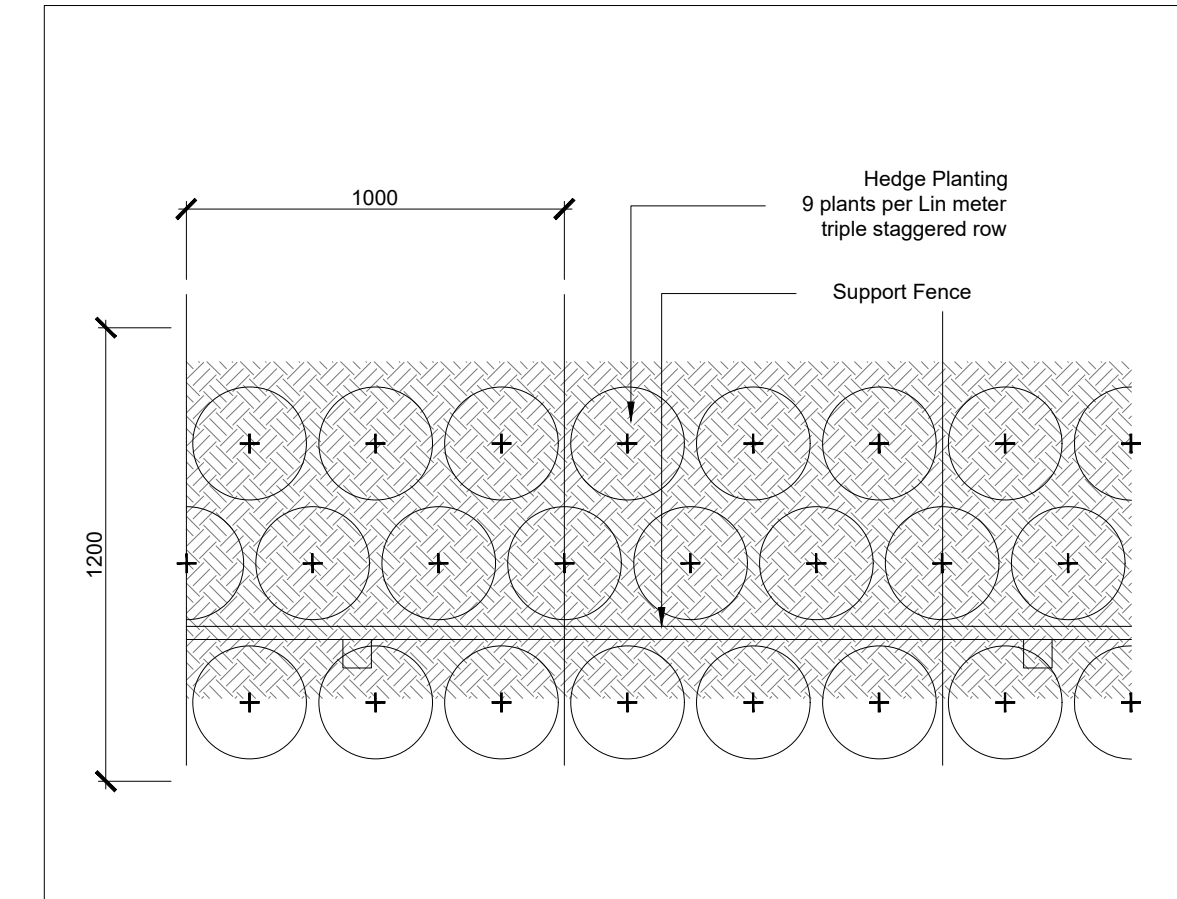
Pinus sylvestris & Larix decidua - feathered- BR - 4m high planted along the boundary

10no Betula pubescens 6m high standard - feathered
10no Alnus glutinosa 6m high standard - feathered planted along the boundary

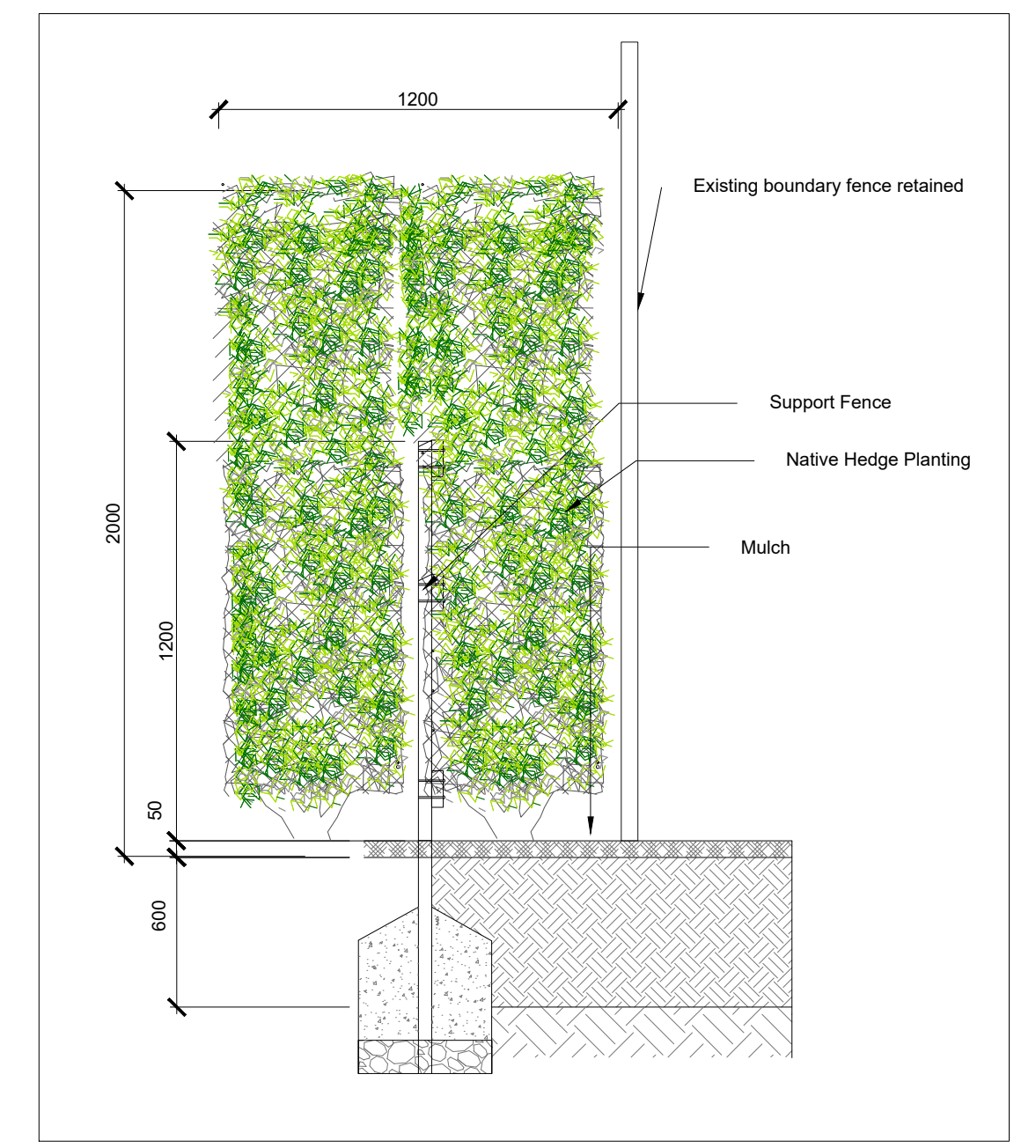
Native hedge planting 2m high whips 3x transplanted planted along the boundary supported by a post rail fence planted along retained existing boundary fence



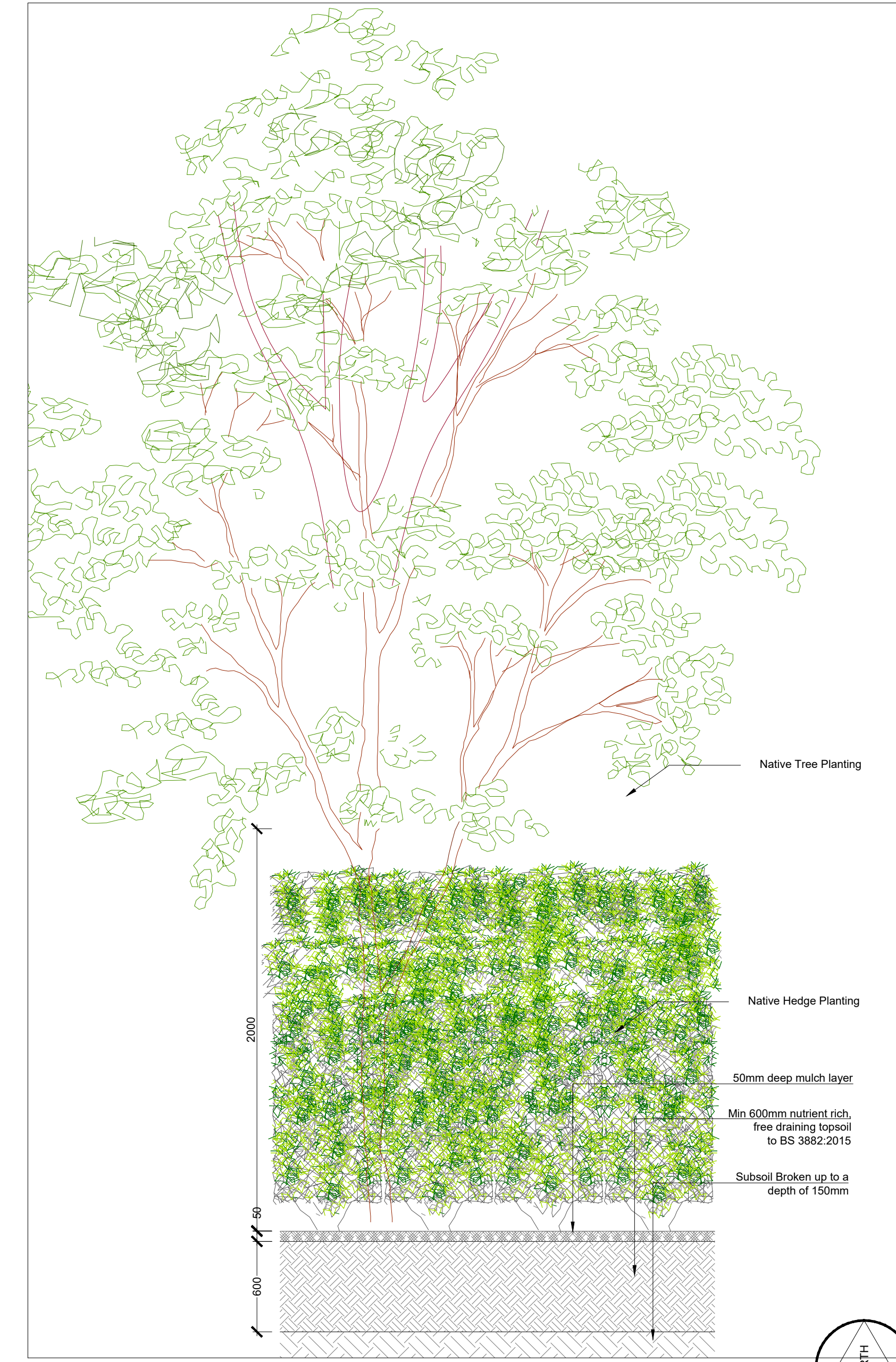
Tree planting detail
scale 1: 20 @ a1



Plan - hedge planting
scale 1:20 @ a1



Section - hedge planting
scale 1: 20 @ a1



Elevation
scale 1:20 @ a1

proposed planting schedule for boundary planting



Key Plan - Not to scale

REV	DESCRIPTION	ISSUED BY	DATE

MITCHELL + ASSOCIATES
LANDSCAPE ARCHITECTURE URBAN DESIGN
Unit 5, Woodpark, The Rise, Glasnevin, Dublin 9, Ireland | t + 353 1 454 5066 e info@mitchellassoc.net

PROJECT
THE GRANGE - PHASE 1 - STILLLORRAN

CLIENT
KW PRS ICAV acting for and on behalf of its sub-fund KW PRS Fund 10

JOB NO.
LGRA032

DRAWING
BOUNDARY TREATMENT - TREE REPLACEMENT PROPOSAL

DRAWING NO.
205

DRAWN BY	CHECKED	DATE
AXEL HENS	AH	09.08.2019

STATUS:	SCALE	REVISION
PLANNING	As Shown @ A1	00

NOTES:
All dimensions are in millimeters unless otherwise stated and shall be checked and confirmed by the contractor on site. Any discrepancies shall be immediately reported to the landscape architects. Work to figured dimensions only - Do not scale from drawing. Do Not Scale. Use Figured Dimensions Only. Not for Construction Purposes unless Specifically Marked.

© THIS DRAWING IS COPYRIGHT OF MITCHELL + ASSOCIATES

